




ledeven
Lighting is in our culture

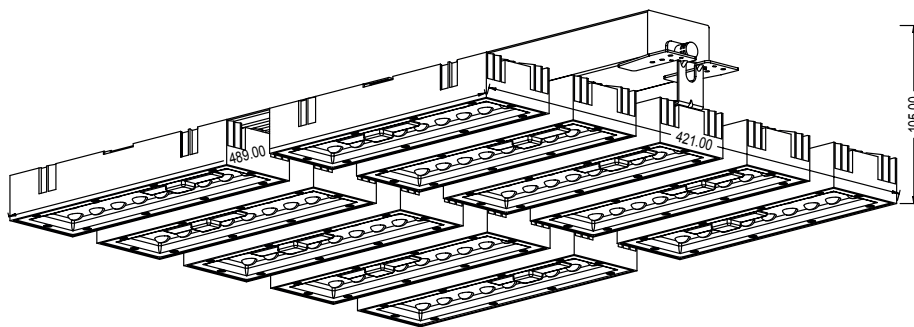


CAPELLA 10

Greenhouse & Indoor applications
LED TopLighting


CAPELLA SERIES

CAPELLA 10



General specifications

- The CAPELLA Series from LEDEVEN is specifically designed for indoor grow crops and greenhouses.
- Available in 6 different power ratings from 100W up to 690W the CAPELLA Series is suitable for a wide range of applications from compact growing areas to large-scale commercial applications.
- The adjustable design of the fixture combined with the 90° optic cluster provides your crops with the highest levels of Photosynthetic Photon Flux Density (PPFD) values on unsurpassed surfaces with great uniformity.
- 3 standard spectra (FL: Foliage plants / FR: Fruit plants / MJ: Marijuana) and custom designed spectrum available.
- Modular design for low maintenance costs. LED Module and Power Supply can be easily replaced in case of disruption.
- Easy installation: fixtures are supplied with suspension cables kit and fully equipped with waterproof fast connectors.
- Waterproof and Shock-resistant: IP66 / IK08.
- Life span > 50000H – Warranty: 5 years.



Fully equipped with waterproof fast connectors



Independent LED module
Can be easily replaced in case of disruption

Technical specifications

CAPELLA 10 - Non-dimmable / Dimmable (PWM / 0-10V / DALI)	
Total power / LED Chip quantity	320W / EPISTAR 180*3W
Available spectra	FL: Foliage plants FR: Fruit plants MJ: Marijuana CS: Custom-designed
Beam angle	90° - Adjustable fixture
Driver / Input power / Power factor	Meanwell / 100-305V, 50-60Hz / >97%
IP rank / Protection class / IK rank	IP66 / Class 1 / IK08
Material / Finishing	Magnesium alloy / White
Dimension / Net weight	489 x 421 x 105mm / 8Kg
Working Temp / Light source Tc point Temp	-20°C~+40°C / 61.9°C
Life span / Warranty	>50000H / 5 years

Lighting Spectral parameters

CAPELLA 10 - Non-dimmable / Dimmable (PWM / 0-10V / DALI)		
FL Spectrum For foliage plants	22% - Royal Blue 455-465nm 11% - Green 520-530nm 11% - Amber 585-595nm 34% - Red 625-635nm 22% - Deep Red 655-665nm	
FR Spectrum For fruit plants	11% - Royal Blue 455-465nm 28% - Red 625-635nm 33% - Deep Red 655-665nm 6% - Far Red 725-735nm 22% - White 3000K	
MJ Spectrum For marijuana	28% - Red 625-635nm 39% - Deep Red 655-665nm 5% - Far Red 725-735nm 28% - White 4500K	

Lighting Metrics



	FL Spectrum FOLIAGE PLANT	FR Spectrum FRUIT PLANT	MJ Spectrum MARIJUANA
TYPICAL PPF	351.50µmol/s	425.30µmol/s	364.20µmol/s
EFFICACITY	1.10µmol/W	1.35µmol/W	1.15µmol/W